


Welcome to Y11 PARENTS' Engagement Evening

Tuesday 1st April

Together, we've got this.






Revision Advice

Mr Warner

jwarner@woolwichpolyboys.co.uk

The Final Push - Checklist





- Good **sleeping** patterns
- Appropriate **revision area set up**.
- Clear distractions – help your son ration his **mobile-phone use**.
- Organise resources – Printed past papers, revision booklets, flash cards etc.
- Revision timetable **displayed**.
- Good revision looks likeUse of spaced retrieval, flash cards, minds maps, and past paper questions under timed conditions.
- School open for supervised independent revision on week 1 and Wednesday 16th, Thursday 17th of week 2.

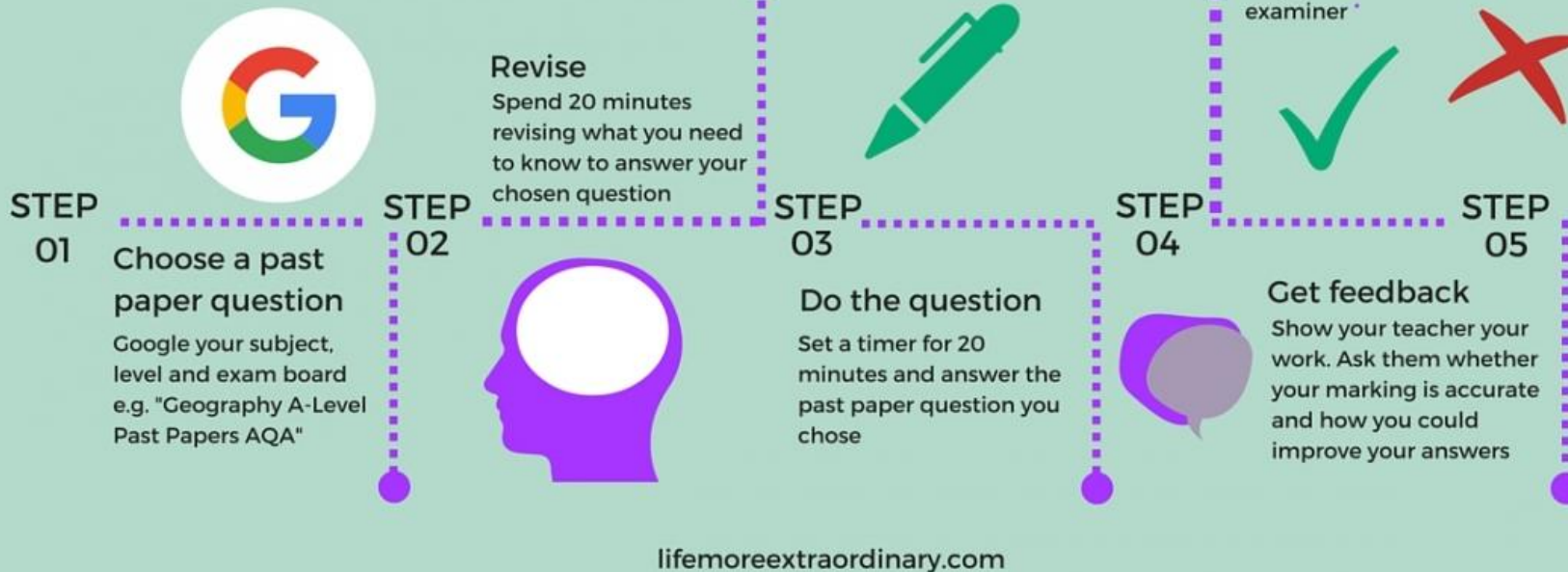
Timetable

Designated area

Resources




Revision POWER HOUR



- Which subjects are you revising today? (refer to the timetable)
- Which topic are you working on?
- How did you do on your Geography questions?

Easter School: 9am - 1pm


- **Saturday 5th April – English and Maths**
- **Monday 7th April – Science and English**
- **Tuesday 8th April – Maths and Science**
- **Wednesday 9th April – Economics, DT, Art, Chemistry, Business**
- **Thursday 10th April – Economics, DT, Art, History**
- **Friday 11th April – Art, History, Sport, Citizenship**
- **Wednesday 16th April – Sport**



Road map – 40 days to go




- **Easter Holiday School – Saturday 5th April – Friday 11th April**
- **Easter Holiday Home Revision – Saturday 12th April – Monday 21st April (independent study room open in school)**
- **Core walking talking mocks – Saturdays in late April and early May**
- **First full cohort exam – English Lit paper 1 – Monday 12th May**
- **Last full cohort exam – Physics paper 2 – Friday 16th June**



Exams Advice

Ms Woods


jwoods@woolwichpolyboys.co.uk



Useful Advice and Information

- Woolwich Polytechnic School for Boys want to make the examination experience as stress free and successful as possible for all students.
- During your PPE's and assessments, you have conducted your exam preparation and followed JCQ regulations.
- Your individual timetables are now ready, and each student will receive a timetable showing your specific exams with subject, date, time and duration of the exam. If you spot a clash of exams, please come to the Exams Office immediately and we can make arrangements to reschedule your exam that day. (We will provide refreshments for those students who have clashes)
- Please check all your details including your personal details including date of birth and spelling of names. This information will appear on your certificates, so it is vital that it is correct. Please come to the Exams Office immediately if you have a query.
- You must arrive in school by 8am for morning exams in full school uniform. You must wear your lanyard as this is for identification purposes, when an inspector visits the exam room. If you have afternoon exams, please be prepared by 1pm. (You will be advised of your subject warm up sessions)
- All exams will be held in the Sports Hall, Gym or specific classroom. This will be displayed every morning in the Mall, make sure you are familiar with your exam location and seat.
- Equipment – Please remember 2 black pens, pencil, ruler, eraser and calculator.

Exam Advice



- Punctuality – If you are going to arrive late for any exam, you need to contact the school – Exams Office immediately – 0208 310 7000 or email jwoods@woolwichpolyboys.co.uk / exams@woolwichpoly.co.uk
- If you arrive more than one hour after the official start time of the exam or before the exam of the exam, you may still be permitted to sit the exam, but the examination board may decide not to accept the script for marking.
- If you are ill/injured and/or cannot attend the exam, you will need to provide a medical certificate within 7 days so that the exam board can consider special consideration.

- **Remember:**

No Talking the moment you are in the exam room.

No mobile phones, electronic devices, including smart watches or wrist watches. (All malpractice will be reported)

LANYARDS

Location of your exam

Check your examination paper and make sure that you have completed all your personal information on the front, once instructed to do so. (Anything that you do not want marked please put a line through it)

If you have any queries during the exam, put your hand up and an invigilator will assist.


If you have access arrangements, they will be in place ready at the start of your exams.

RESULTS DAY – Thursday 21st August – 9am

In your information booklet there is more advice and guidance for your exam experience.

Good Luck Year 11 – You have been a wonderful year group and we wish you every success

Mrs J Woods and Mrs L Crowley



English advice

Ms Squire

hsquire@woolwichpolyboys.co.uk

GCSE English Language



Paper 1: Explorations in Creative Reading and Writing

- Section A: Reading and analysing a literary text
- Section B: Writing to describe or narrate

Written exam: 1 hour 45 minutes

50% of GCSE

Paper 2: Writers' Viewpoints and Perspectives

- Section A: Reading, analysing and comparing one non-fiction text and one literary non-fiction text
- Section B: Writing to present a viewpoint


Written exam: 1 hour 45 minutes

50% of GCSE

Revision Activities – Developing Skills

- Develop vocabulary /spelling tests
- Practise answering the longer Q5 tasks – write and perfect non-fiction writing and descriptive writing questions / memorise passages
- Watch the news / read the BBC website to develop general knowledge and understanding of current affairs for Paper 2.
- Complete past papers

GCSE English Literature



Paper 1: Shakespeare and the Nineteenth Century Novel

- Section A: *Macbeth*
- Section B: *A Christmas Carol*

Written exam: 1 hour 45 minutes
40% of GCSE

Paper 2: Modern Texts and Poetry

- Section A: *An Inspector Calls*
- Section B: AQA Anthology Poetry - *Power and Conflict*
- Section C: *Unseen poetry*

Written exam: 2 hours 15 minutes
60% of GCSE

Revision Activities

- Reread the texts – a poem or chapter a day
- Watch the texts – *A Christmas Carol* is seasonal!
- Listen to the texts – use audio books
- Learn quotations with the boys
- Support students with quizzing to remember characters and events
- Ask the boys to tell you about the texts – reteach.
- Help them to research the historical, social and political contexts of the texts
- Produce flash cards using revision guides and Knowledge Organisers

What can we infer about Scrooge (**Character and themes**) from this:

Solitary shows he is isolated and closed off. Oyster connotes that inside could be a pearl. If he can be opened up there is something precious and valuable within.

Hard shell on the outside, lives away from others on the seabed, in limited light, cold & isolated.

Why does Dickens use this language? **Context / writer's purpose?**

- *Contextually – oysters were cheap, everyday food. Dickens associated them with the poor in his novels. So many people ate them that the oyster beds of Kent were running out so the price was beginning to rise. Scrooge is linked to simple foods that were fast becoming too expensive to eat. This cost of living detail would be known to the readers.*
- *The readership would have been broadly Christian and would have understood the symbolism of Christmas as a time for rebirth, forgiveness, charity and redemption*

What methods has Dickens used? **How** do these methods develop our interpretation of Scrooge's character? **ZOOM!**

This sibilant simile symbolises the Christian idea of redemption. Everyone has value and can be saved. It shows that Scrooge is not evil through and through. There is good in his heart – he just has to be opened up to see the light.


A pearl is a precious gem, made from a grain of sand or grit. It irritates the oyster until it becomes coated in pearlescent material



"as solitary as an oyster"

Commercially available revision guides

- Always look for AQA 9-1 so that they cover the correct syllabus
- Reliable revision guides are produced by York Notes – this includes workbooks of activities and answers to test your knowledge
- CGP also provides reliable revision guides and flash cards
- Mr. Bruff's guides are helpful and he also has a free YouTube channel
- Collins' Snap Revision Guides were deemed helpful by teacher-parents!



Online Revision Sites can be found here: j02ph4f5h2

Macbeth

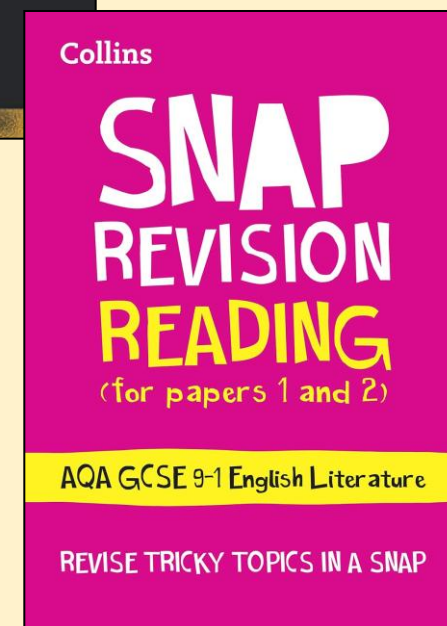
- <https://www.coursehero.com/search/results/1350343899/f22776b0d9478aa876/>
- <https://www.sparknotes.com/shakespeare/macbeth/>
- <https://www.shmoop.com/study-guides/literature/macbeth>
- <https://www.bbc.co.uk/bitesize/topics/zgq3dmn>

A Christmas Carol

- <https://www.sparknotes.com/lit/christmascarol/>
- <https://www.shmoop.com/study-guides/literature/christmas-carol>
- <https://www.bbc.co.uk/bitesize/topics/zwhkxsg>
- <https://www.coursehero.com/lit/A-Christmas-Carol/>

An Inspector Calls

- <https://www.sparknotes.com/drama/an-inspector-calls/>
- <https://www.bbc.co.uk/bitesize/topics/zpr639q>
- <https://www.sparknotes.com/drama/an-inspector-calls/>
- <https://www.coursehero.com/lit/An-Inspector-Calls/>



Seneca Learning – All texts

<https://app.senecalearning.com/dashboard/classes/overview/join-class>

This is your class code: **j02ph4f5h2**

PMT - English

<https://www.physicsandmathstutor.com/english-revision/gcse-aqa/>

Mr Bruff – YouTube videos on how to answer every type of AQA English language and Literature question

<https://www.youtube.com/user/mrbruff/featured>

Stream English

<https://www.youtube.com/@StreamEnglish>

Mr Salles teaches English


<https://www.youtube.com/c/MrSallesTeachesEnglish>

Podcast - In the GCSE English RevisionPod, two teachers go through the components of the exam step by step. The podcast can be downloaded and listened to on a mobile phone


<https://podtail.com/en/podcast/gcse-english-revisionpod/>


The Y11 User Area in Sharepoint

https://woolwichpoly.sharepoint.com/sites/WPB_Subjects_EN/Year%2011/Forms/AllItems.aspx



**This has been
emailed to all the
boys**






MATHS advice

Ms Osei-Agyemang & Ms Acquah

coseiagyemang@woolwichpolyboys.co.uk

aacquah@woolwichpolyboys.co.uk

GCSE Exam Dates



Paper 1: Non-Calculator

15th May 2024 - AM

Paper 2: Calculator

4th June 2024 - AM



Paper 3: Calculator

11th June 2024 - AM



The duration of each paper is 1 hour 30 minutes.

Top tips



1. Revision checklist: Use the revision checklist to help you organise your revision.

[Higher revision checklist](#)

[Foundation revision checklist](#)

2. Be familiar with the exam aid: You should know which formulae are given to you and which formulae you are expected to know.


[Higher exam aid](#)

[Foundation exam aid](#)

3. Exam conditions: Get used to completing questions under timed conditions in a quiet space.

4. Understand the mark scheme: Past papers are only as effective as the time that you spend marking them. Use worked solutions and videos to support your use of the mark scheme.

How can I support my child in Maths?



Edexcel GCSE Exam Papers

Pearson Education accepts no responsibility whatsoever for the accuracy or method of working in the answers given.

Grade Boundaries


Foundation GCSE Exam Papers

Paper	Answers
November 2023 Paper 1	MS Ans ▶
November 2023 Paper 2	MS Ans ▶
November 2023 Paper 3	MS Ans ▶
May 2023 Paper 1	MS Ans ▶
June 2023 Paper 2	MS Ans ▶
June 2023 Paper 3	MS Ans ▶
November 2022 Paper 1	MS Ans ▶
November 2022 Paper 2	MS Ans ▶
November 2022 Paper 3	MS Ans ▶

- Each past paper has an official mark scheme, model answers and a walk-through video.

[Edexcel GCSE past papers](#)

Revision Resources



1. Maths Genie – *past papers*

<https://www.mathsgenie.co.uk/papers.php>

2. Corbett Maths – *practice papers, revision cards, YouTube playlist*

<https://corbettmaths.com/2023/02/15/edexcel-gcse-higher-revision/>

3. Physics and Maths Tutor – *past paper questions arranged by topic*

<https://www.physicsandmathstutor.com/maths-revision/gcse-questions-edexcel/>

4. SPARX Independent Learning – *problem solving practice and questions by topic*

<https://sparxmaths.com/>

5. Dr Austin Maths – *revision worksheets*


<https://www.draustinmaths.com/>

6. BBC Bitesize:

<https://www.bbc.co.uk/bitesize/examspecs/z9p3mnb>

Revision Resources

CGP




GCSE Edexcel
Maths

Includes Free Online Edition,
Video Solutions & Digital Quizzes

Revision Guide
Higher Level

CGP




GCSE Edexcel
Maths


Includes Free Online Edition,
Video Solutions & Digital Quizzes

Revision Guide
Foundation Level

CGP




GCSE
**Knowledge
Organiser**




Maths
For Edexcel – Higher Level

CGP




GCSE
**Knowledge
Organiser**



Maths
For Edexcel – Foundation Level

CGP




GCSE Edexcel
Mathematics
Higher Level

**Complete
Revision & Practice**

Includes Free Online Edition, Video Solutions & Digital Quizzes!

CGP




GCSE Edexcel
Mathematics
Foundation Level


**Complete
Revision & Practice**

Includes Free Online Edition, Video Solutions & Digital Quizzes!

CGP




GCSE Edexcel
Maths




Exam Practice Workbook
Higher Level

Includes Videos and Answers

CGP




GCSE Edexcel
Maths



Exam Practice Workbook
Foundation Level

Includes Videos and Answers




Science advice

Ms Jacobs

Mjacobs@woolwichpolyboys.co.uk

GCSE Exam Dates 2024



Biology Paper 1

13th May PM

Chemistry Paper 1

19th May AM

Physics Paper 1

22nd May AM

Biology Paper 2

9th June AM

Chemistry paper 2

13th June AM

Physics Paper 2

16th June AM

Each Paper

Separate Sciences – 1 hour 45 minutes

Combined Science – 1 hour 15 mins

Paper 1 Topics

Biology

1. Cell biology
2. Organisation
3. Infection and response
4. Bioenergetics

Chemistry

1. Atomic structure and the periodic table
2. Bonding, structure, and the properties of matter
3. Quantitative chemistry
4. Chemical changes
5. Energy changes

Physics

1. Energy
2. Electricity
3. Particle model of matter
4. Atomic structure.

Topics assessed

Paper 2 Topics

Biology


1. Homeostasis and response
2. Inheritance, variation and evolution
3. Ecology

Chemistry


1. The rate and extent of chemical change
2. Organic chemistry
3. Chemical analysis
4. Chemistry of the atmosphere
5. Using resources

Physics

1. Forces
2. Waves
3. Magnetism and electromagnetism



How everything is assessed?



Each Combined Trilogy paper is:

- Written exam: 1 hour 15 minutes
- Foundation and Higher Tier
- 70 marks
- 16.7% of GCSE


Questions

- Multiple choice, structured, closed short answer, and open response.

Each Separate science paper is:

- Written exam: 1 hour 45 minutes
- Foundation and Higher Tier
- 100 marks
- 50% of GCSE
- **Questions**
- Multiple choice, structured, closed short answer and open response.

Revision focus for Final GCSE exams




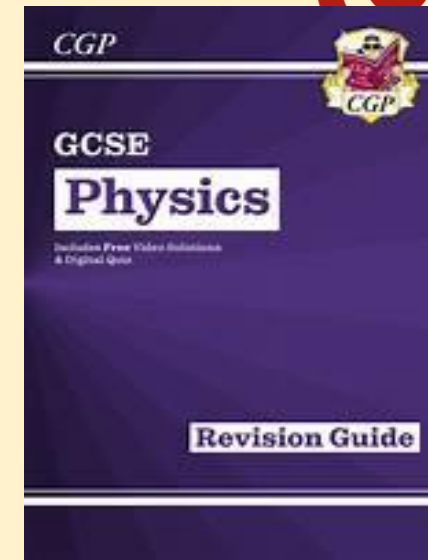

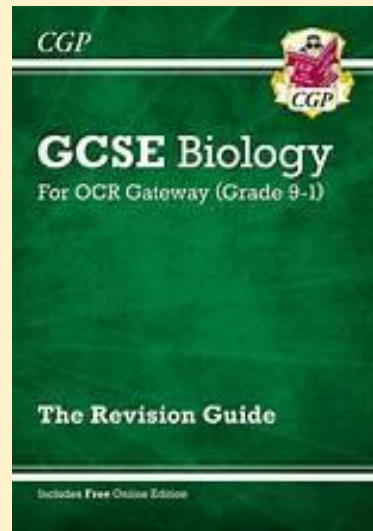

- **Understand the Curriculum:** Familiarise yourself with the syllabus to know what topics will be covered in the exam.
- **Create a Study Schedule:** Plan a revision timetable that allocates time for each subject and topic, ensuring all areas are covered.
- **Use Past Papers:** Practice with past exam papers to understand the format and types of questions that may be asked.
- **Active Revision Techniques:**
 - **Flashcards:** Create flashcards for key terms and concepts.
 - **Mind Maps:** Use mind maps to visualise connections between topics.
 - **Positive Mindset:** Foster a positive attitude towards exams; remind students that preparation leads to success.
 - **Study in groups:** Share knowledge and quiz each other, but make sure the group stays focused.

Find a Quiet Study Space

- Your environment plays a significant role in how well you concentrate.
- **Eliminate distractions:** Choose a quiet space away from phones, social media, and noise.
- **Stay organised:** Keep your study materials tidy and within reach to avoid interruptions.

• [AQA GCSE Physics | Energy Types & Transformations \[Full Lesson\]](#)


Revision resources



CGP Combined and separate sciences revision guides available from Science Prep room and bought via MCAS app.

CGP workbook and flashcards can be bought via amazon or any bookshop e.g. WH Smiths.


Revision resources



Online Revision Sites

- <https://www.youtube.com/c/Freesciencelessons> - YouTube videos for easy understanding and recall
- [https://www.youtube.com/@Primrose Kitten](https://www.youtube.com/@Primrose_Kitten) - YouTube videos on content as well as talking through exam questions and papers
- <https://www.primrosekitten.com/collections/gcse> - Resources available to buy such as predicted papers
- <https://www.bbc.co.uk/bitesize/subjects/zp266yc>
- www.senecalearning.com - Seneca learning online platform (also used for homework)
- <https://www.savemyexams.com/> - Topic questions, revision notes, past exam papers
- <https://www.my-gcsescience.com/blog/> - free resources for parents and students
- <https://cognitoedu.org/register> - free resources for students, with exam questions, videos and past papers.

Revision resources




Online Revision Sites

- <https://studymind.co.uk/resources/> - Past paper banks
- <https://www.aqa.org.uk/find-past-papers-and-mark-schemes> - past paper and specification information
- <https://www.tiktok.com/@mattgreen.jgm?lang=en>
<https://www.instagram.com/mattgreen.jgm/?hl=en> - Matt Green-
Tiktok and Instagram- Science Revision Videos and past paper talk
throughs



Woolwich Polytechnic
School for Boys



PASTORAL advice


Ms James/Ms Laurel-Carter

What's different about Year 11?

- Extra pressure
- Extra support




How can the school support your son through this year?




- Year 11 only study room from 7.45 every day
- First to access Canteen at Lunch time to allow more time to rest and revise
- Tailored interventions before and after school
- Setting appropriate work outside of lesson
- Exam anxiety drop-in sessions with our counselling team
- Keep in regular contact with you at home
- Access to Kooth – an online support website where students can seek advice and support

How can you support your son through this year?



- Acknowledge that Year 11 will feel different – this may mean a change of routine, additional stresses, more work required outside of lessons
- Recognise that there may be times that are more pressurised, for example coursework deadlines and exams
- Ensure that your son has the correct uniform and equipment so there is one less thing to think about
- Engage with your son's homework and revision at home
- Support your son in creating a routine at home to help him get the balance between work, rest and socialising right

How can we support each other?



- We recognise that this can be a challenging time for families as well as our young people
- Please do not hesitate to get in touch if you need any support – email is the easiest way to make direct contact
- Please use this afternoon as an opportunity to get to know each other and share contact details to develop a supportive network around yourselves and your families

Feeling stressed?



If you are feeling anxious, stressed, or worried about these assessments, you can speak to your teachers as well as your Head of Years. Ms Malone and Mr Warner are also available and willing to help, you can also find links below:

- **Drop in to see Mrs. Prescott- our school counsellor.**
- **Greenwich Live Well:** <https://livewellgreenwich.org.uk/youngpeoplec19/>
- **Kooth:** <https://www.kooth.com/>
- **Young minds:** <https://www.youngminds.org.uk/young-person/coping-with-life/exam-stress/>
- **BBC:** <https://www.bbc.co.uk/bitesize/articles/zsvcqhv>
- **AQA:** <https://www.aqa.org.uk/student-and-parent-support/managing-stress>

